

GET CRAFTY WITH ROCKS

Simple rocks can provide hours of creative fun!



PAINT AND HIDE

Paint river rocks bright colors, faces, or inspirational phrases. Use acrylic paint and then spray with sealant. Hide the rocks around your community to make someone smile.

EMOJI ROCKS

Find circular shaped river rocks and paint emoji faces on them. Also fun to hide around town.







PHOTO FRAME

Hot glue small, smooth rocks to dollar store picture frames for a unique gift for teachers or parents.

ROCK TREE

Hot glue a stick and rocks to canvas to create a tree made of rocks.



STEPPING STONES

Line a cake pan with plastic wrap and cover the bottom with stones. Add plaster mix and dry. Remove when dry and you have a cool stepping stone.

PEBBLE COASTERS

Hot glue tiny, smooth pebbles to a square tile for a creative coaster.

