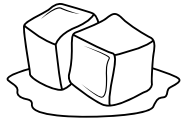


Ice Painting

What I need:



White poster board or paper
Water
Neon food coloring
Large tray

Preparation:


Fill the ice cube tray with water.
Add three drops of food coloring
and freeze.

How to play:

Place the poster board into the tray.
Empty the ice into the tray.
If the ice starts to melt, leave
colors on the poster board.

Build a Catapult

What I need:



Seven craft sticks
Five rubber bands
Milk cap
Cotton balls or mini marshmallows

Preparation:

Stack three craft sticks together with
rubber bands at each end.
Stack two craft sticks together with
rubber band around the end.
Place the stack of five sticks perpendicular
in between making a cross shape.
Attach two stacks using a rubber band at
the center of the cross to hold the
catapult together.
Glue the milk cap to the upper and stick to
act as a launching platform.

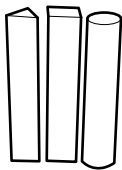
How to play:

Launch an object from the catapult.

Shape Strenght

What I need:

Three copy paper
Tape
Books



Preparation:

Use a piece of paper to create a
the triangular shape and tape the
edge together.
Use a piece of paper to create a
circular shape and tape the
edge together.
Use a piece of paper to create a
square shape and tape the
edge together.

How to play:

Place books on top of each shape
until it cannot support the weight.

Sink and Float

What I need:

Water
Container
Objects



Preparation:

Fill the container with water.


How to play:

Take an object from the basket and
drop it into the water one at a time.

Oobleck

What I need:

Water
Food Coloring
Cornstarch



How to play:

Take some water and add some food coloring.
Place some cornstarch into a container or plate.
Add water to the cornstarch gently while mixing it.
Stop adding water until the mixture crumbles in your hand like a solid and drips of like a liquid.

Magnet Water Play

What I need:

Magnet
Water
Paper clips
Water glass



How to play:

Place the paper clips into the glass.
Add water to the water glass.
Put the magnets next to the glass.
Move the magnets up, down, sideways, or in any direction.

Shaving Cream Rain Clouds

What I need:

Clear containers
Shaving cream
Water
Food coloring



How to play:

Fill containers 3/4 full of water.
Add shaving cream on top.
Drop food coloring into the shaving cream.

Sound Waves




What I need:

Bowl
Plastic Wrap
Rice
Tuning Fork

How to play:

Cover a bowl with plastic wrap.
Sprinkle rice on plastic.
Hit a tuning fork.
Touch the fork to the plastic.

Orange Volcano




What I need:

Orange
Spoon
Baking soda
Food coloring

How to play:

Cut the top and bottom off the orange.
Carve out the inside of the orange.
Add the food coloring.
Fill with baking and poke with a knife.

Bubble Towers



What I need:

Water
Sugar
Food Coloring
Straw
Dish soap

How to play:

Pour some water into the container.
Add sugar and coloring.
Add dish soap and mix.
Blow through the straw to make a bubble tower.

Pretend Snow



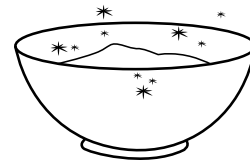
What I need:

Hair conditioner
Baking soda
Container

How to play:

Add four cups full of baking soda to the container.
Put a half cup full of white hair conditioner into the container.
Mix it all together until it becomes a snow.

Milk Magic




What I need:

Milk
Plate
Food Coloring
Dish soap
Q-tip

How to play:

Pour milk into the plate.
Add drops of food coloring.
Dip Q-tip in dish soap then place it is near the drops of color.

Color Changing Flowers



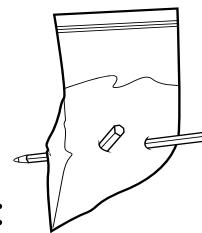
What I need:

White Colored Flowers
Container
Water
Sugar

How to play:

Cut the stem at a 45-degree angle.
Add 200ml of warm water.
Then add one teaspoon of sugar and
one teaspoon of vinegar.
Add the coloring and mix.
Put the flower into the mixture.

Leak Proof Bag



What I need:

Three Sharpened Pencils
One Zip Lock Bag
Water

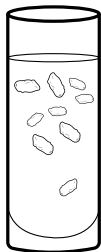
How to play:

Fill the bag with half full water.
Seal the bag.
Push the pencil through the bag.
Push another pencil through the bag.

Dancing Raisins

What I need:

Container
Soda
Raisins



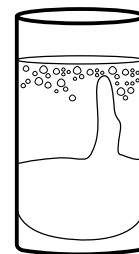
How to play:

Fill the container with soda.
Drop about ten raisins.
Wait until the bubbles cleared
and you'll notice the raisins are
dancing.

Lava Lamp

What I need:

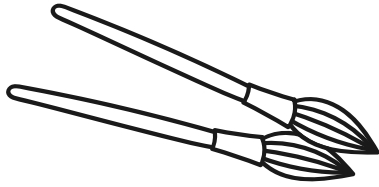
Clear Container
Water
Food Coloring
Vegetable Oil
Alka- Seltzer Tablets



How to play:

Fill a quarter of the container
with water.
Add food coloring.
Fill the rest of the container with oil.
Brean an Alka Seltzer tablet and add
it to the container.

Salt Painting



What I need:

Cardboard
Glue
Water
Salt
Watercolor

How to play:

Draw anything with glue.
Sprinkle with salt.
Dab with any color of watercolor paint
you want and let it dry.

Disappearing Coin




What I need:

Clear Container
Jug of water
Coin

How to play:

Put the coin on a flat surface.
Place the base of the container over
the coin.
Look through the side of the container.
Fill the container with water.
Look through the side of the container.

Sunscreen Painting




What I need:

Sunscreen
Construction Paper

How to play:

Paint anything with sunscreen
using your fingers.
When done, place your artwork outside
and let it dry.

Sprouting Sweet Potato Magic



What I need:

Sweet Potato (Cut into halves)
Water
Clear Container
Four toothpicks

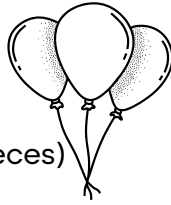
How to play:

Push four toothpicks into each sweet
potato half.
Put the potato half in a cup.
Make sure the cut-off part is facing down
the base of the cup.
Fill each cup with water and place the
cups near a warm, sunny window.

Blow Up Balloon

What I need:

Litre Bottles (four pieces)
White Sugar
Yeast (four packets)
Funnel
Four Balloons



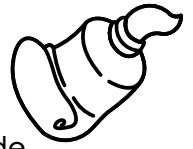
How to play:

Pour one cup of very warm water into each bottle.
Add one packet of yeast to each bottle.
Add one teaspoon of sugar to the second bottle, two teaspoons to the third, and three to the fourth bottle.
Shake each bottle.
Put balloons over the mouth of each bottle.

Elephant Toothpaste

What I need:

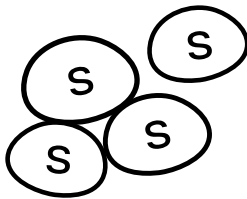
Hydrogen Peroxide
Clear Bottle
Food Coloring
Yeast
Warm Water



How to play:

Pour a half cup of hydrogen peroxide into the bottle.
Add ten drops of food coloring.
Add one tablespoon of liquid dish soap.
Shake it.
In a separate container combine warm water and yeast and mix.
Gently pour the yeast mixture into the bottle and wait until it explodes.

Skittles Rainbow



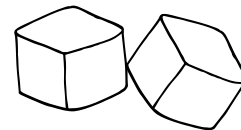
What I need:

Skittles
Plate
Hot Water

How to play:

Arrange Skittles on a plate.
Pour hot water into the center of the plate.
Watch the colors flow.

Fishing Ice Cubes



What I need:

Ice cubes
Water
Salt
String
Container

How to play:

Pour water into a container.
Add the ice cubes into the container.
Place the string on top of an ice cube and put some salt right on top of it.
Wait for at least a minute and try to pick the ice cube with the string.